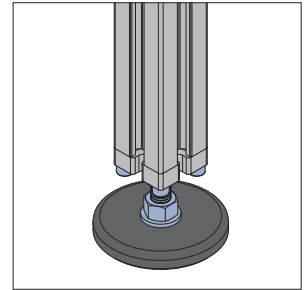
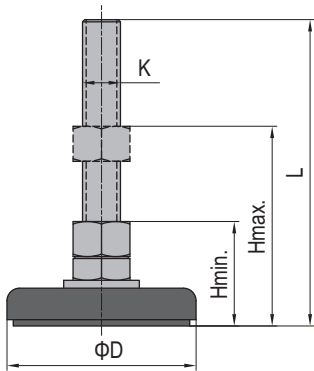


**Floor Elements**  
 地面组件

**Leveling Foot-Fixed Foot**  
 支脚-固定

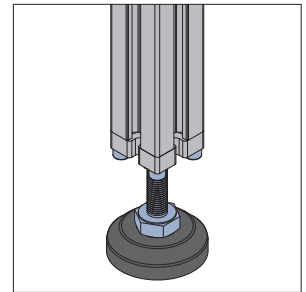
Fixed foot have a non-moving connection between base and spindle.  
 固定支脚的牙杆和底盘间是不可活动的。

Material and Color: Base Plate-steel, electrophoresis, black Spindle-zinc plated steel Pad-black rubber  
 材质和颜色：底盘-碳钢电泳 黑色 牙杆-碳钢镀锌 胶垫-橡胶 黑色


**Fixed Foot**  
 固定支脚


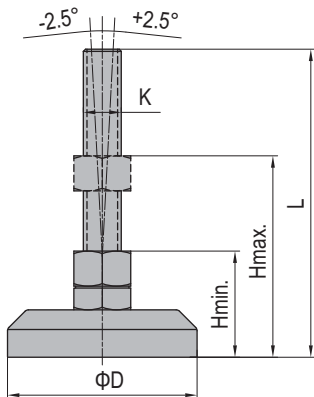
Description 产品描述	D (mm)	KxL (mm)	H min. (mm)	H max. (mm)	Max. Static Load 最大静态载荷 (N)	Mass 重量 (g)	Part No. 订购编号
Fixed Foot-Steel Base 固定支脚-碳钢底盘	40	M12x70	35	50	8000	124	5.23.40.12.70
	60	M12x70	35	50	8000	181	5.23.60.12.70
	80	M12x70	35	50	8000	220	5.23.80.12.70
	80	M12x110	35	80	8000	240	5.23.80.12.110
	60	M14x70	38	50	6000	225	5.23.60.14.70
	80	M14x70	38	50	9000	283	5.23.80.14.70

Ad:M14 Fixed Foot should use an end cap with a punched hole  
 注：固定支脚M14使用打孔端盖


**Leveling Foot-Pivot Foot**  
 支脚-金属微调

To support structure where gradual height adjustment is needed, the pivot foot has a small swiveling angle to fit slightly uneven floor. The connection between the pivot base and the spindle can be released with a tool.  
 金属微调支脚用来支撑需要调整高度的框架结构，调节角度较小，适用于相对较平整的地面。此支脚的牙杆和底盘可用工具拆分。

Material: zinc plated steel/stainless steel  
 材质：碳钢镀锌/不锈钢

**Pivot Foot**  
 金属微调支脚


Description 产品描述	D (mm)	KxL (mm)	H min. (mm)	H max. (mm)	Max. Static Load 最大静态载荷 (N)	Mass 重量 (g)	Part No. 订购编号
Pivot Foot-Zinc Plate Steel 金属微调支脚-碳钢镀锌	40	M12x128	45	100	25000	241	5.24.40.12.130
	60	M12x128	45	100	25000	475	5.24.60.12.130
	60	M16x158	45	120	30000	596	5.24.60.16.160
	60	M20x178	50	130	35000	796	5.24.60.20.180
	80	M12x128	45	100	25000	670	5.24.80.12.130
	80	M16x158	45	120	30000	780	5.24.80.16.160
	80	M20x178	50	130	35000	945	5.24.80.20.180
Pivot Foot-Stainless Steel 金属微调支脚-不锈钢	40	M12x128	45	100	25000	240	5.24.40.12.130.SS
	60	M12x128	45	100	25000	480	5.24.60.12.130.SS
	60	M16x158	45	120	30000	600	5.24.60.16.160.SS
	60	M20x178	50	130	35000	803	5.24.60.20.180.SS
	80	M12x128	45	100	25000	675	5.24.80.12.130.SS
	80	M16x158	45	120	30000	785	5.24.80.16.160.SS
	80	M20x178	50	130	35000	950	5.24.80.20.180.SS