

Components for Swing Door
 平开门组件

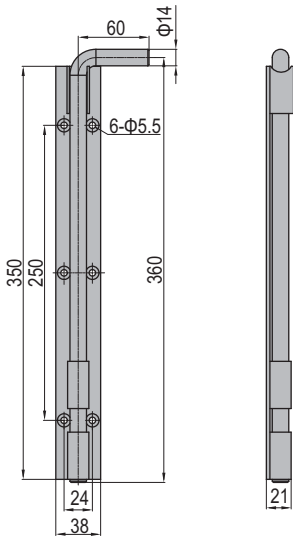
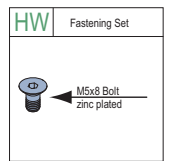
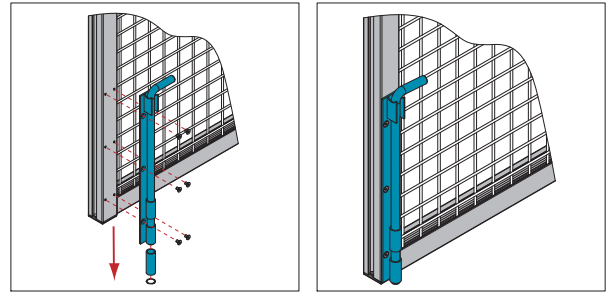
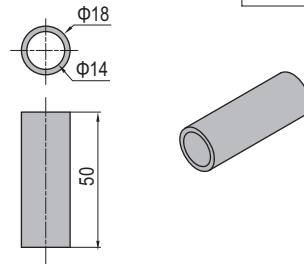
Ground Latch
 地插销

Ground Latch is used to lock the door on the ground and make the door not opened optionally.

地插销用于将门固定在地上，使门不会随意开关。

Material: zinc plated steel

材质：碳钢镀锌


Bushing
 地插销套


Description 描述	Fastening Set 紧固组件	Mass 重量(g)	Part No. 订购编号
Ground Latch-PG40 (set) 地插销-40系列 (成套供货)	6xHW	930	PNDH40.LG.ST

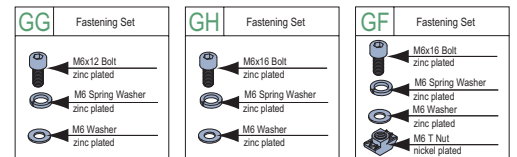
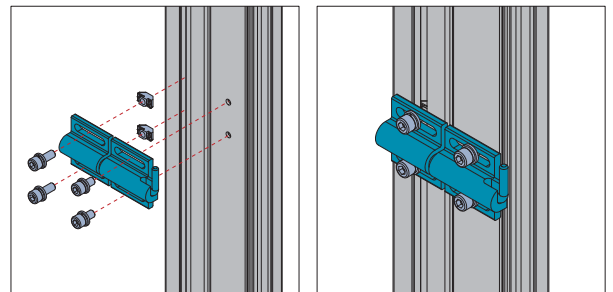
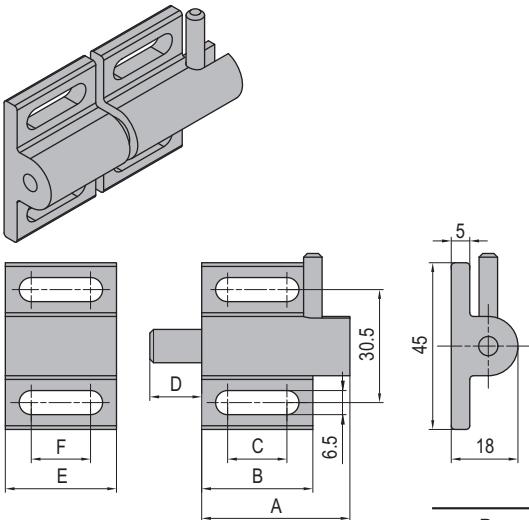
Door Latch
 插销

Door Latch is used to fix and lock the door to make sure the door cannot opened optionally.

插销用于将门固定，使门不会随意开关。

Material: Door Latch: aluminum Latch Rod: stainless steel

材质：插销座-铝合金 插销杆-不锈钢



Description 描述	Fastening Set 紧固组件	A (mm)	B (mm)	C (mm)	D (mm)	E (mm)	F (mm)	Mass 重量(g)	Part No. 订购编号
Door Latch-PG30 插销-30系列	2xGG+2xGF	40	30	16	14	30	16	97	PNDH30.LD.ST
Door Latch-PG40 插销-40系列	2xGH+2xGF	50	40	26	17	40	26	127	PNDH40.LD.ST